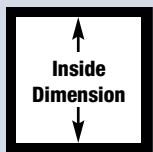


# Square PERMACast® Columns

## SQUARE PERMACAST® INSIDE DIMENSIONS

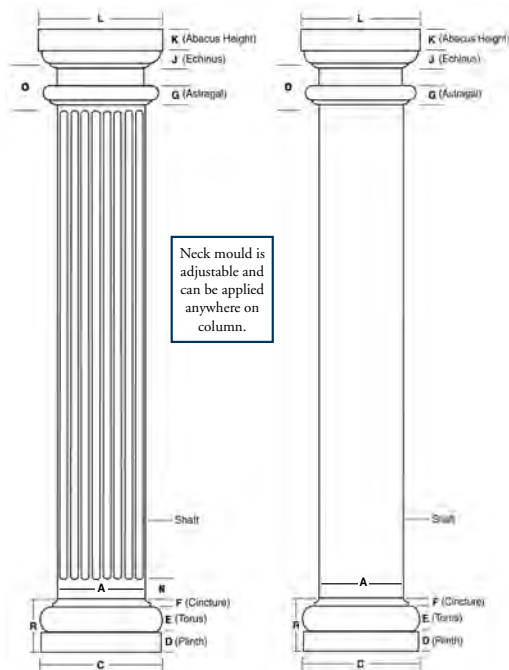
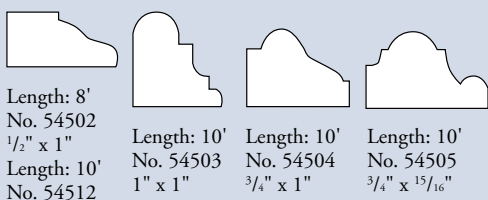
Inside dimensions may vary up to  $\frac{1}{8}$ ".  
Splitting a column will decrease inside dimension  $\frac{1}{8}$ ".

COL. SIZE	INSIDE
6"	5 $\frac{1}{4}$ "*
8"	6 $\frac{7}{8}$ "
10"	9"
12"	11"
14"	13"
16"	15"



\*Inside is Round

## PANEL MOULDING FOR SQUARE PERMACAST®



PermaCast® Square Column shown fluted with Poly Tuscan Cap and Base.

PermaCast® Square Column shown plain with Poly Tuscan Cap and Base.

## Plumb-Fit®

To make installation even easier our 6"-12" round and square poly Tuscan Cap and Base Sets with flashing cap now come with the Plumb-Fit® installation system included.

## Column-Loc®

Column-Loc® creates a continuous connection from floor to beam/header without the expense of splitting and reattaching the column. This labor saving product is easy to install and delivers wind uplift resistance especially important in coastal and high wind areas. Currently available for 8" and 10" round (tapered and no-taper) and square PermaCast® columns. Kits are available with or without threaded rod in lengths up to 12'.

## SQUARE PERMACAST® COLUMN DIMENSIONS (In Inches)\*

Column Size	A	C	D	E	F	G	J	K	L	N	O	R	Lengths Available (ft.)
6"	6"	9 $\frac{1}{8}$ "	1 $\frac{1}{8}$ "	1 $\frac{1}{8}$ "	5/8"	1"	1 $\frac{1}{4}$ "	1 $\frac{3}{8}$ "	9 $\frac{1}{8}$ "	N/A	N/A	3 $\frac{3}{8}$ "	6,8,9,10
8"	8"	11 $\frac{1}{8}$ "	1 $\frac{1}{8}$ "	1 $\frac{3}{4}$ "	5/8"	1"	1 $\frac{3}{8}$ "	1 $\frac{3}{8}$ "	10 $\frac{15}{16}$ "	4"	3 $\frac{1}{8}$ "	4 $\frac{1}{4}$ "	6,8,9,10,12
10"	10"	13 $\frac{1}{16}$ "	2 $\frac{1}{4}$ "	2 $\frac{3}{8}$ "	3/4"	1"	1 $\frac{1}{4}$ "	1 $\frac{13}{16}$ "	12 $\frac{1}{2}$ "	4"	4 $\frac{1}{8}$ "	5 $\frac{1}{8}$ "	51",6,8,9,10,12,14,16
12"	12"	16 $\frac{1}{16}$ "	2 $\frac{3}{8}$ "	2 $\frac{3}{8}$ "	7/8"	1"	1 $\frac{1}{4}$ "	2 $\frac{1}{8}$ "	16 $\frac{11}{16}$ "	N/A	N/A	6 $\frac{1}{8}$ "	8,9,10,12,14,16,18
14"	14"	19 $\frac{3}{8}$ "	3 $\frac{1}{8}$ "	2 $\frac{7}{8}$ "	1 $\frac{1}{16}$ "	1 $\frac{1}{8}$ "	2 $\frac{1}{16}$ "	2 $\frac{1}{2}$ "	19 $\frac{1}{16}$ "	N/A	N/A	7 $\frac{9}{16}$ "	8,10,12
16"	16"	22 $\frac{1}{8}$ "	3 $\frac{7}{8}$ "	3 $\frac{3}{8}$ "	1 $\frac{1}{8}$ "	1 $\frac{1}{8}$ "	2 $\frac{3}{8}$ "	2 $\frac{3}{4}$ "	21 $\frac{1}{2}$ "	N/A	N/A	8 $\frac{3}{8}$ "	8,10,12,14,16,18,20

☐ Fluted Square.

\*There may be a variance of up to 1/4" in all dimensions.

• Split columns are not load bearing. • See page 17 for Decorative Capital dimensions.

## Versatility of Square Columns

The design and versatility of an HB&G® square column has enhanced its popularity with today's architects. The HB&G® Square PermaCast® column lineup includes plain, recessed panel, fluted, and Craftsman styles. An unlimited combination of styles can be achieved by various uses of the panel moulding, neck moulding, and caps and bases. Additionally, the square column is not tapered and can be cut to any height without affecting the fit of the caps and bases.

